

Lecture Title: Fungi and their pathogenesis

(Foundation Block, Microbiology)



Lecture Objectives..



- To describe the general characteristics of fungi and recognize a fungus from all other living organisms
- To establish familiarity with the terminology needed by medical students
- To know certain fundamental facts about classification reproduction and identification of fungi

What is Mycology?..



Mycology: Study of fungi
Kingdom myceteae (= Kingdom fungi)

Medical mycology : Study of medically important fungi and the mycotic diseases.

Mycoses: A disease caused by a fungus

What is Mycology?



There are five kingdoms

KINGDOM	CHARACTERISTIC	EXAMPLE
Monera	Prokaryocyte	Bacteria Actinomycetes
Protista	Eukaryocyte	Protozoa
Fungi	Eukaryocyte*	Fungi
Plantae	Eukaryocyte	Plants, Moss
Animalia	Eukaryocyte*	Arthropods Mammals Man

What is a Fungus ?



Characteristics (distinguishing features)

- 1) All Eukaryotic organisms (a true nucleus)
- 2) Heterotrophic (Saprobic, symbiotic, parasitic)
- 3) Do not have chlorophyll (Achlorophyllous)
- 4) The cell is surrounded by rigid cell wall made of chitin & complex carbohydrates (**Mannan, glucan**)
- 5) Cell membrane : (**sterol, ergosterol**)

What is a Fungus ?



Characteristics (distinguishing features)

Saprobic

feed on dead tissues or organic waste (decomposers)

Symbiotic

mutually beneficial relationship between a fungus and another organism

Parasitic

feeding on living tissue of a host. (disease)

MORPHOLGY



1. **Yeasts** : are unicellular organisms

2. **Filamentous fungi** (Hyphae, mycelium)

Hyphae are multicellular filamentous structures, constituted by tubular cells with cell walls.

3. **Dimorphic**

- Yeast : Parasitic form, Tissue form, Cultured at 37° C
- Filamentous : Saprophytic form, Cultured at 25 C

Dimorphic: Have two forms depending on change in the environmental factors

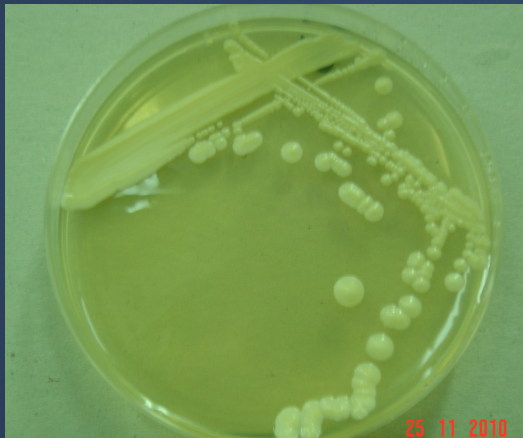
Mold form $\xrightarrow{\hspace{1cm}}$ Yeast form
 $\xleftarrow{\hspace{1cm}}$

MORPHOLGY

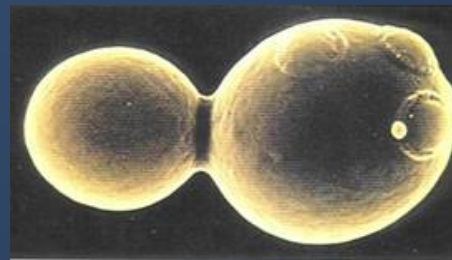


➤ Yeast:

Colony morphology (Culture)



Have same appearance
How do we differentiate between them?



Budding yeast cell



In Clinical samples
Budding yeast cells
With/without
Pseudohyphae

Examples : *Candida albicans*,
Saccharomyces cerevisiae

MORPHOLGY



➤ Filamentous fungi (Mould=Mold)

A hypha (plural hyphae)

is a long, branching filamentous cell. hyphae are the main mode of vegetative growth.

Mycelium:

The intertwined mass of hyphae that forms the fungal colony.

Conidia/ Spore (singular = conidium):

asexual spores borne externally on hyphae or on a conidiophore.

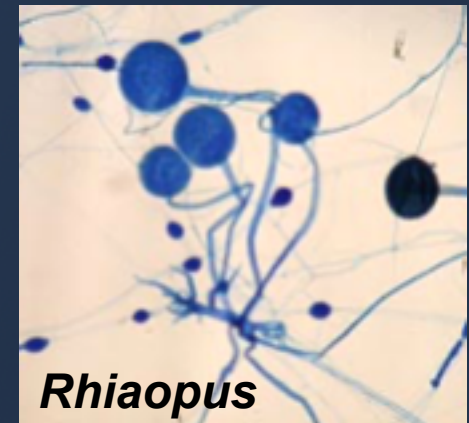

Examples:

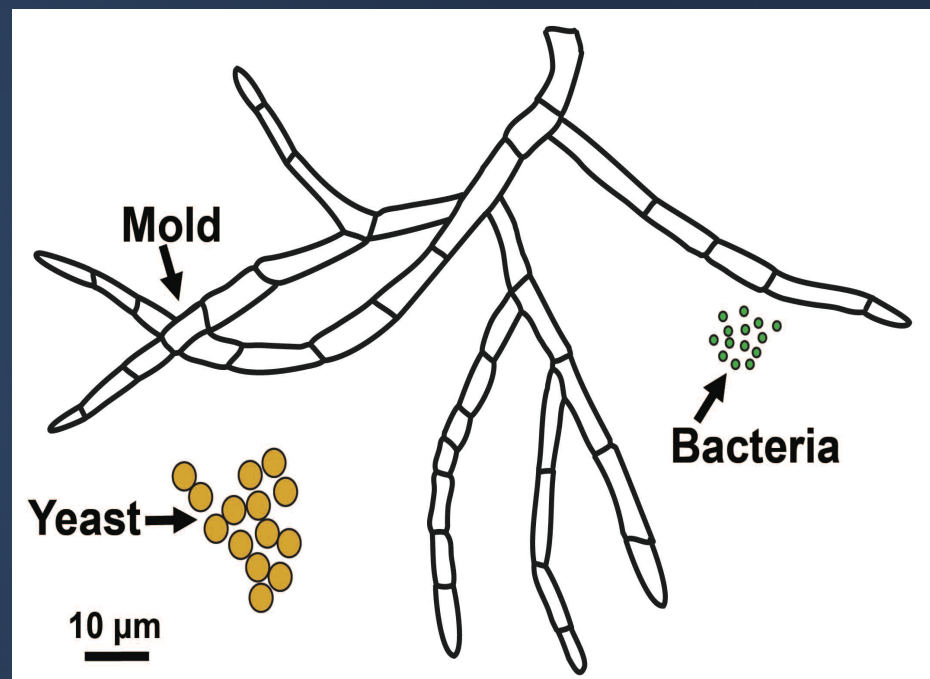
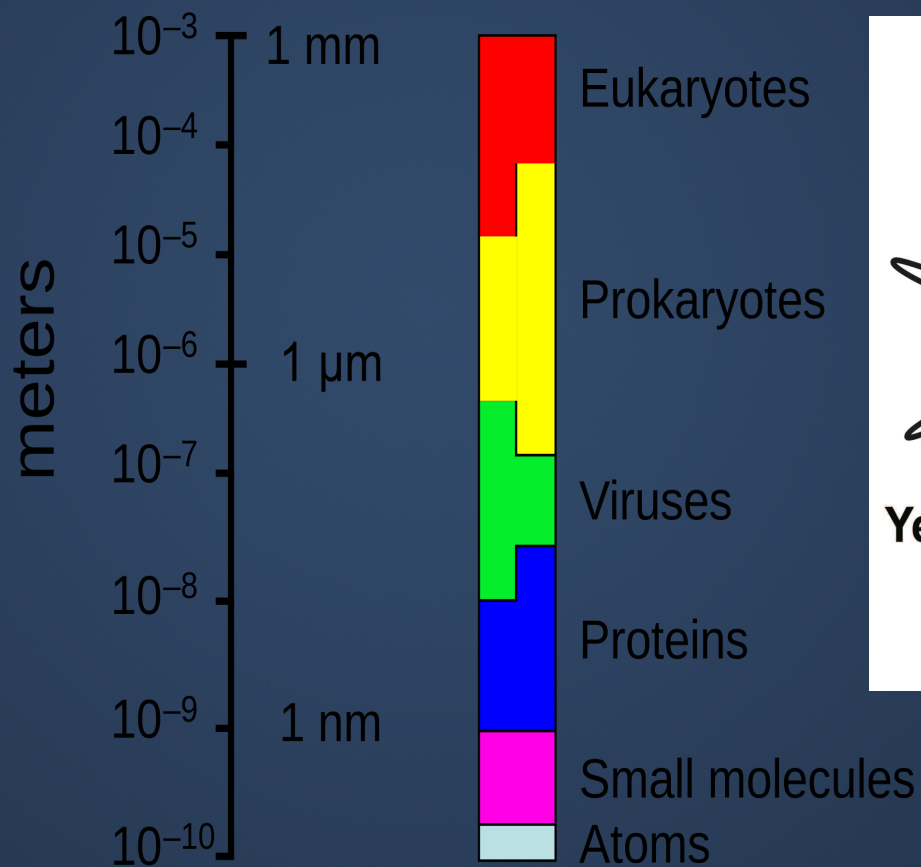
Aspergillus,
Penicillium,
Rhizopus

MORPHOLOGY



➤ Filamentous fungi

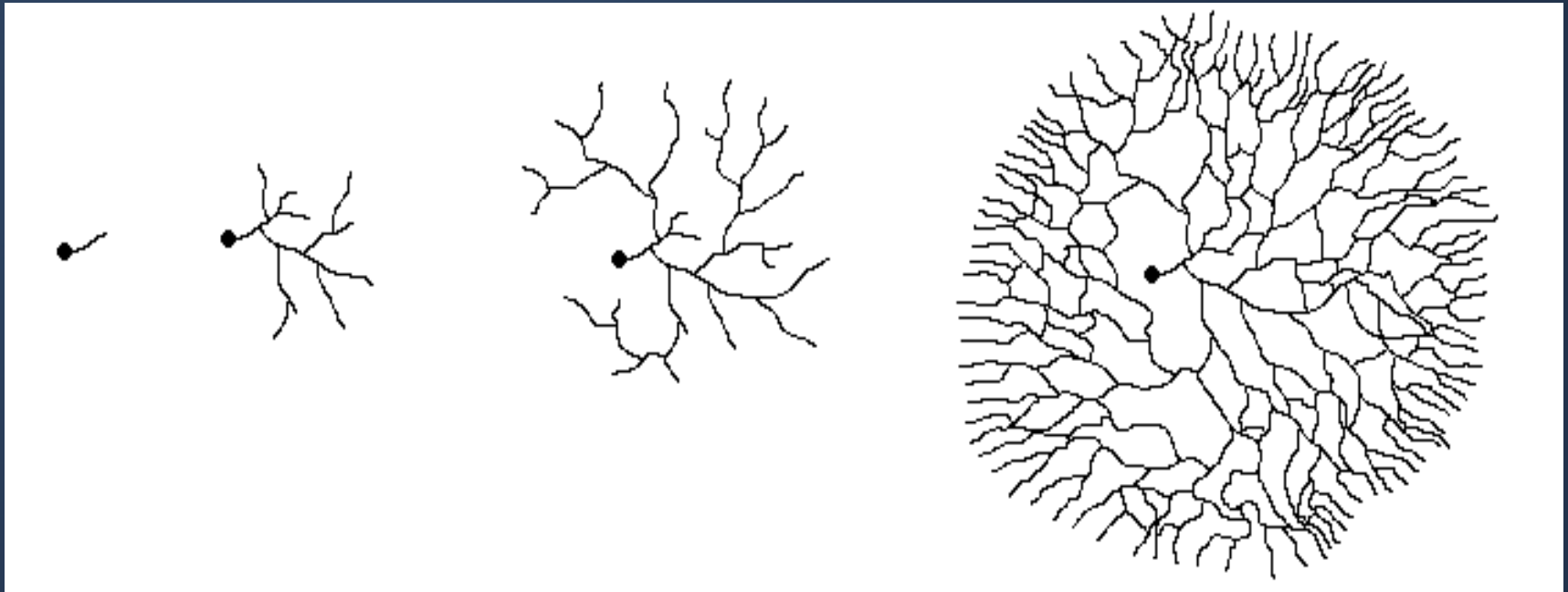




MORPHOLOGY

➤ Filamentous fungi

Hyphal growth from spore




Spore/ conidia

mycelium

MORPHOLOGY

➤ Filamentous fungi



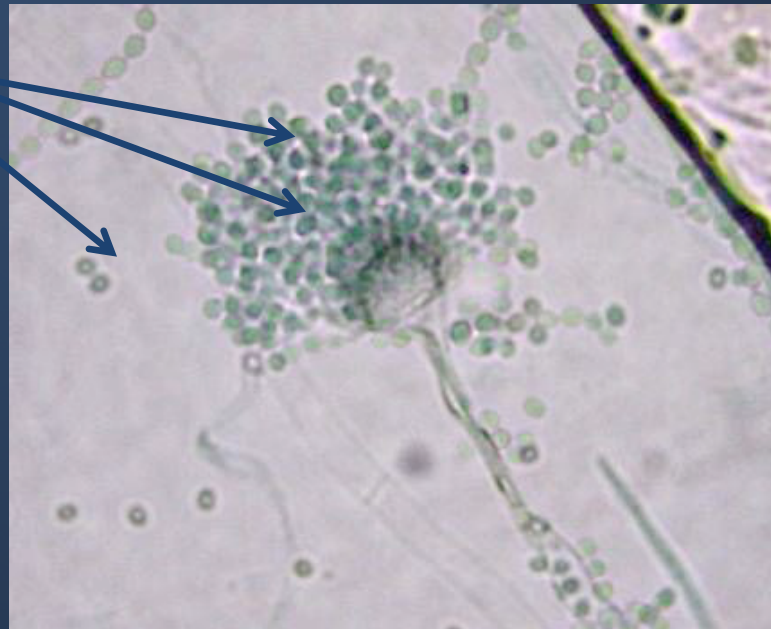
MORPHOLOGY



➤ Filamentous fungi

Conidia / spore (singular = conidium): asexual spores borne externally on hyphae or on a conidiophore.

Conidia



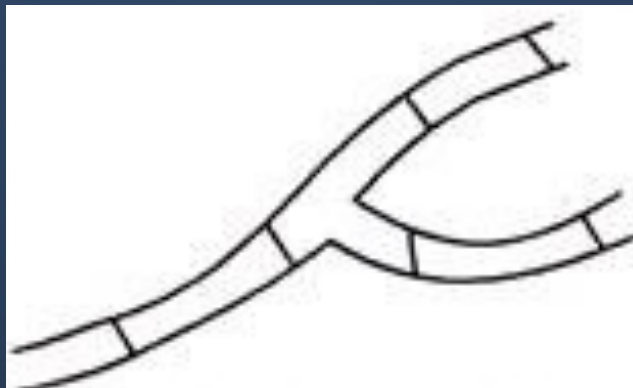
Fungal Hypha

➤ Filamentous fungi

Septa:

Cross-walls (septa) that divide hyphae into segments. (septate hypha)

If there are no cross-walls, the hyphae are considered to be non-septate.



Septate hypha



Non-Septate hypha

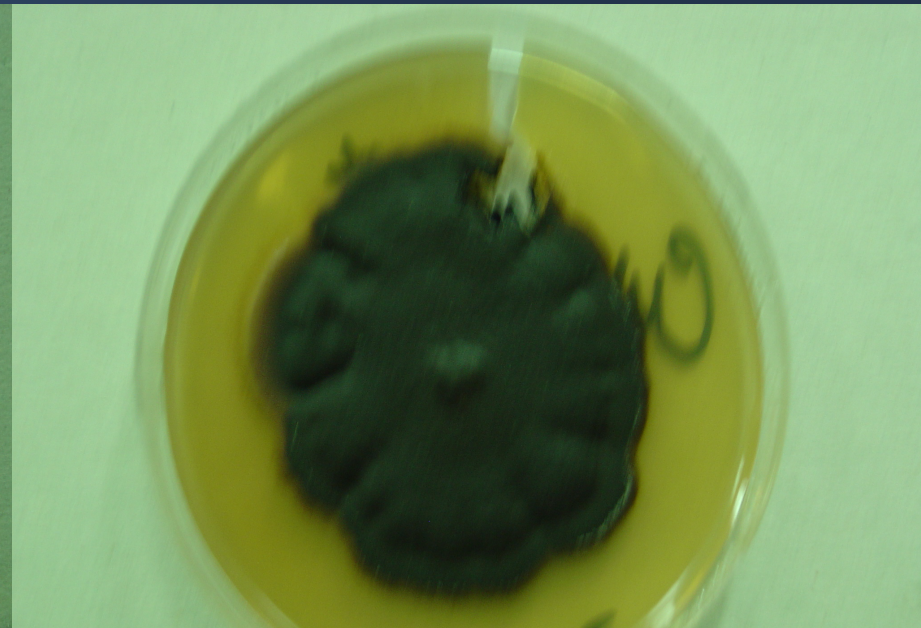
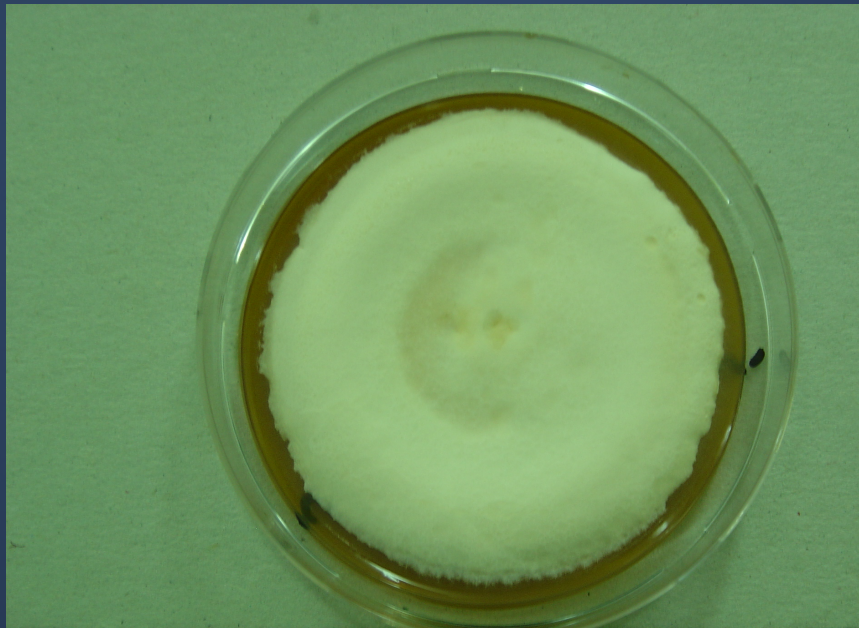
MORPHOLOGY



➤ Filamentous fungi (mold)

Moniliaceous mold

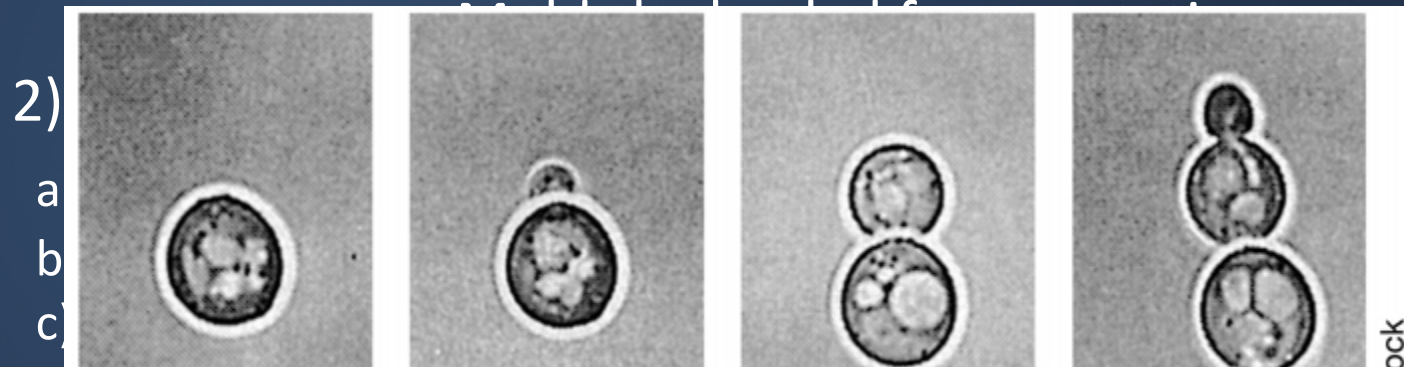
hyaline or lightly pigmented conidia or hyphae, colorless



Reproduction in Fungi

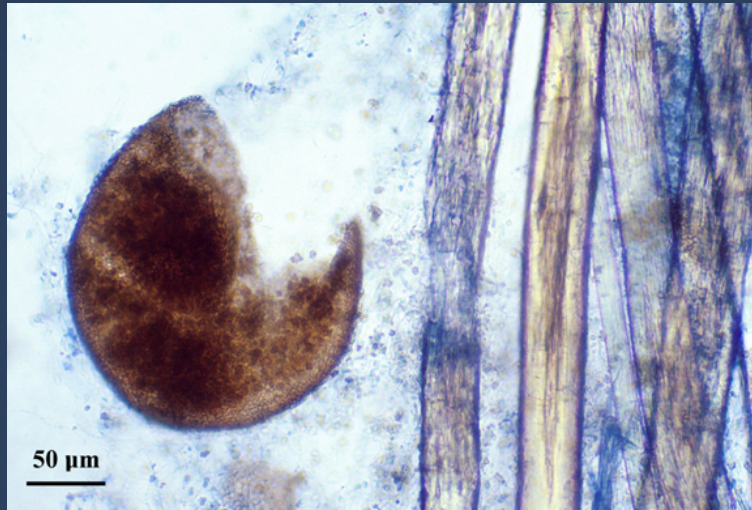
I) Asexual: Only mitotic cell division

1) Somatic Yeasts by budding



II) Sexual: Fusion, mitosis, meiosis

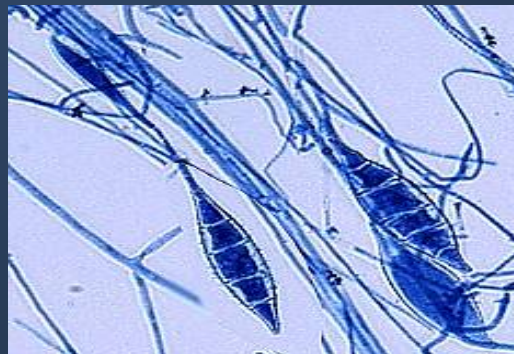
Reproduction in Fungi



Spores?

- These are the small airborne particles by which fungi reproduce.
- They are produced by mitosis and readily disseminate in the air.

SPORES



PATHOGENICITY OF FUNGI



However, fungi can cause diseases to humans

Cause superficial infections,
some can cause allergic reactions
Few cause invasive infections

To cause the disease:

1. Thermotolerance
2. Ability to survive in tissue environment
3. Ability to withstand host defenses

Thank You 😊

(Foundation Block, Microbiology)

