

OBESITY

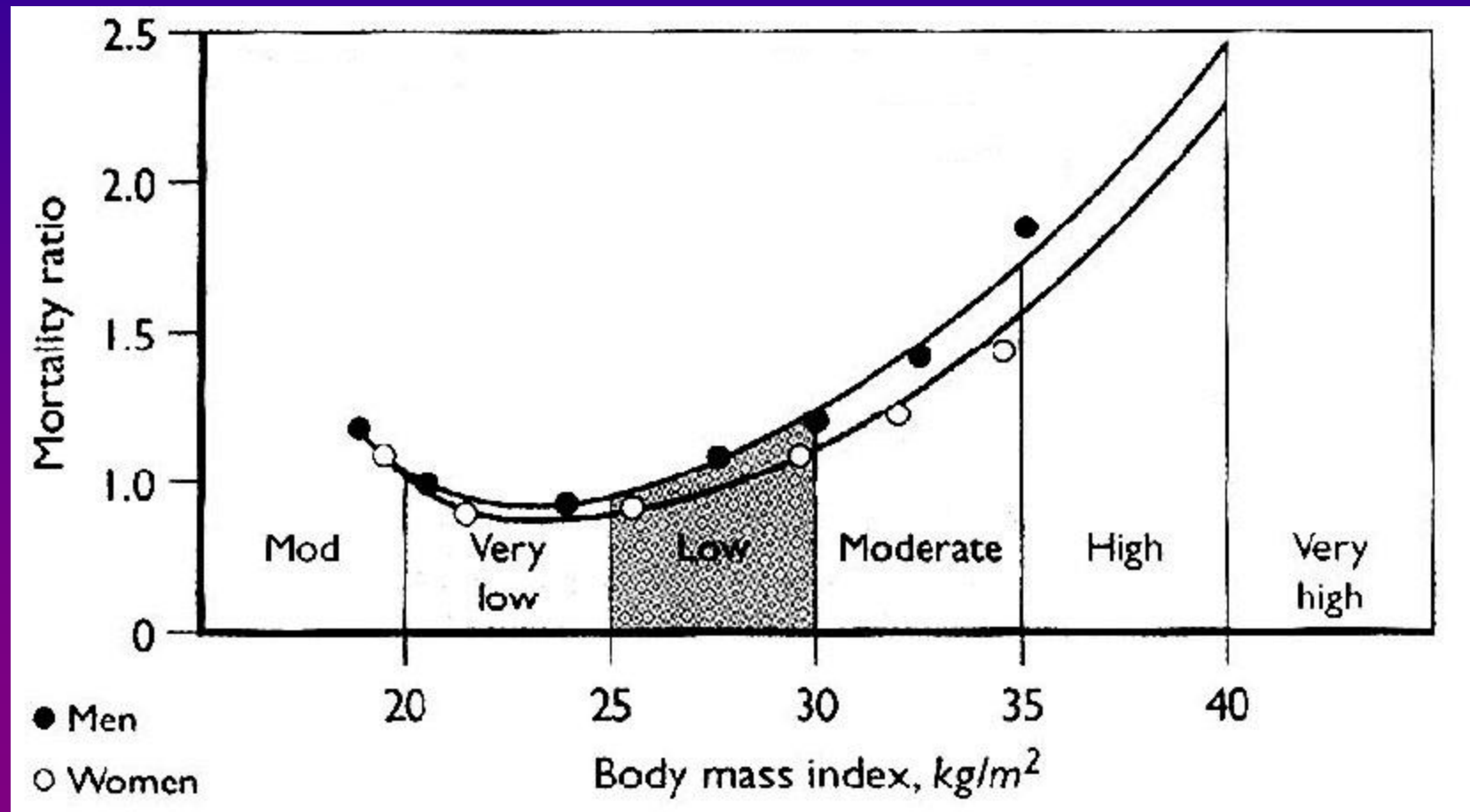
(outlines)

Assim Alfadda

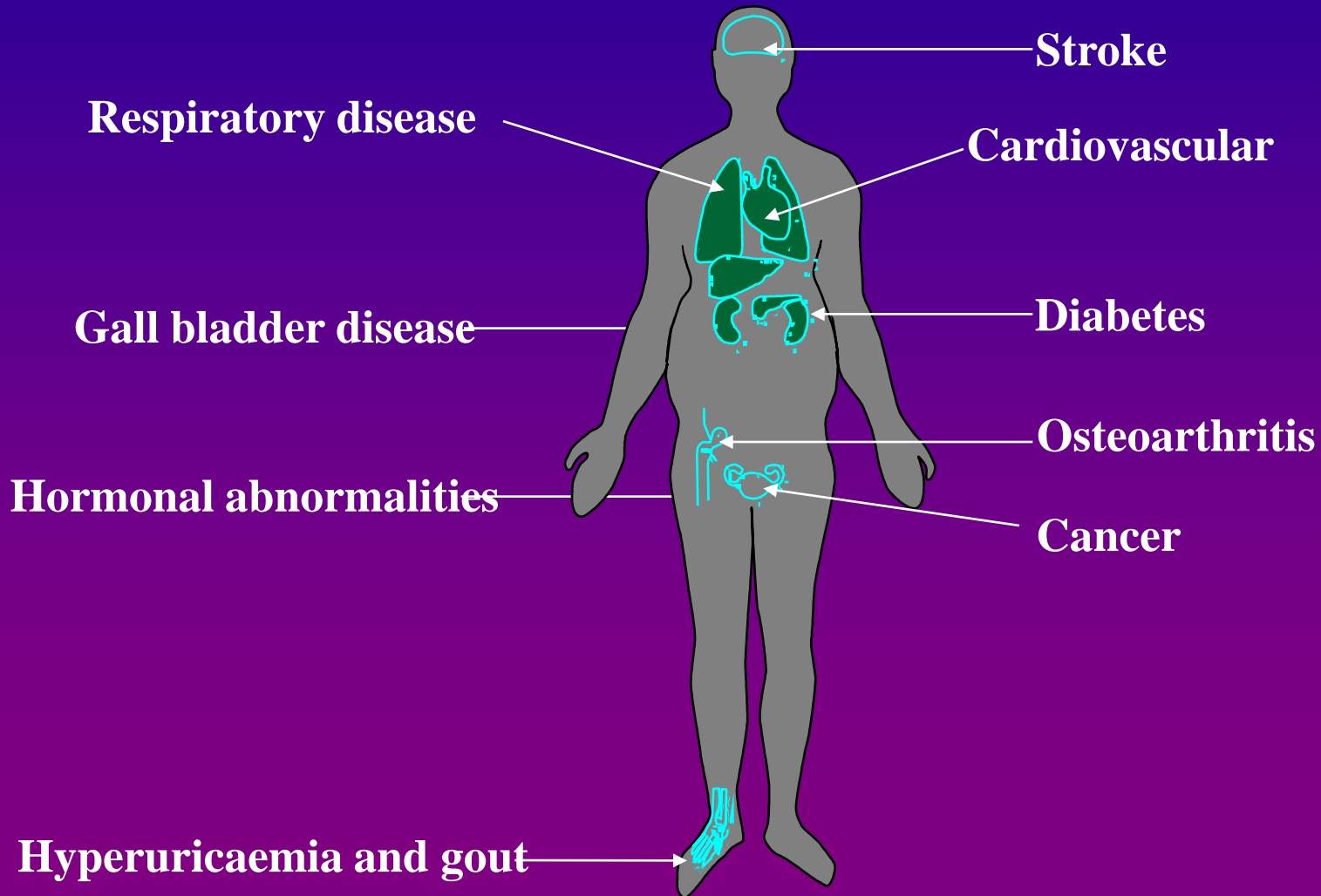
MBBS, FRCPC, FACP, MSc

2012

Obesity and mortality



Physical Effects of Obesity



Obesity

- WHO:
“Abnormal or excessive fat accumulation in adipose tissue, to the extent that health is impaired”^(1,2)
- Presence of an abnormal absolute amount or relative proportion of body fat.

1. WHO. Obesity: Preventing and Managing the Global Epidemic. Technical report 894. Geneva: WHO, 2000;256
2. Garrow JS. Obesity and Related Diseases. Edinburgh: Churchill Livingstone, 1998.

Surrogate measures of adiposity

- Ideal body weight
- Weight
- Anthropometric measures
- Body mass index (BMI):
- Recommended by WHO
- Relatively reliable except in:
 - Extremes of age or height
 - Very fit individuals with muscular build

WHO recommended definition of obesity (2000)

Classification	BMI(kg/m ²)	Risk of co-morbidities
<i>Underweight</i>	<18.5	Low (but risk of other clinical problems increased)
<i>Normal range</i>	18.5-24.9	Average
<i>Overweight</i>	>25.0	
Pre-obese	25-29.9	Mildly increase

WHO recommended definition of obesity (2000)

Classification	BMI(kg/m ²)	Risk of co-morbidities
<i>Obese</i>	>30	
Class I	30-34.9	Moderate
Class II	35-39.9	Severe
Class III	>40.0	Very severe

WHO. Obesity: Preventing and Managing the Global Epidemic. Technical report 894. Geneva: WHO, 2000

Central Obesity

- Central or visceral obesity is associated with more metabolic disease:
 - DM₂
 - Hypertension
 - Dyslipidemia
- ? How to assess central or visceral obesity?


Central Obesity

- MRI
- Dual X-ray absorptiometry (DEXA)
- Single CT slice L4/L5
- Waist: hip ratio
- Waist circumference

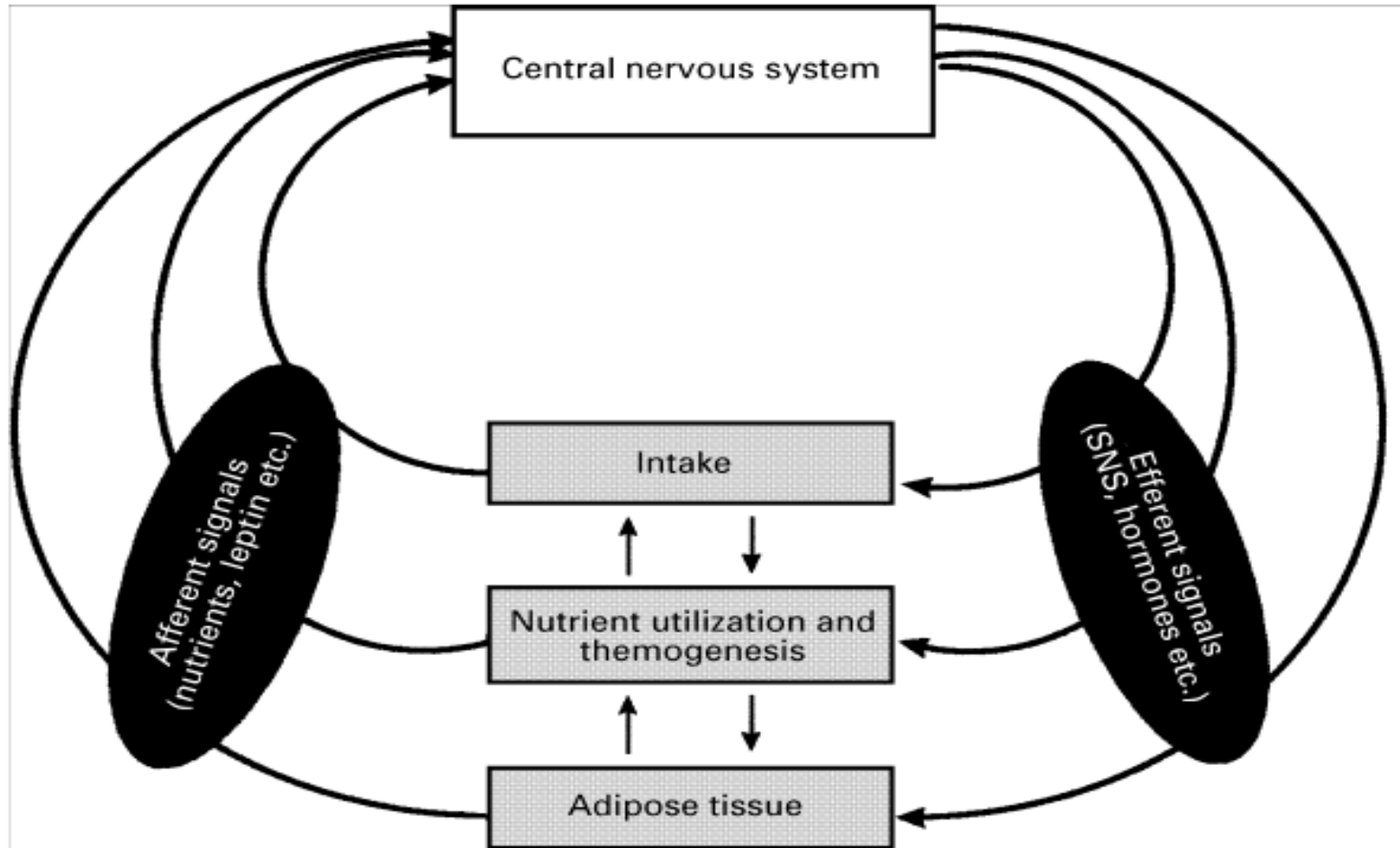
The narrowest circumference midway between the lower border of the ribs and the upper border of the iliac crest, taken from the side

Etiology & Pathogenesis

- Multifactorial
- Biochemical/Dietary/behavioral pathways.
- Imbalance between energy intake and energy expenditure



Body weight and composition regulation



Etiology & Pathogenesis

Body weight is ultimately determined by the interaction of:

- Genetic
- Environmental and
- Psychosocial factors
- Acting through several physiological mediators of food intake and energy expenditure

■(Jebb, 1997; Cooling *et al.* 1998; Weinsier *et al.* 1998).

Etiological classification of obesity

- Neuroendocrine disease
- Drug-induced
- Dietary
- Reduced energy expenditure
- Genetic factors

Dietary obesity

- High carbohydrate diet
- Hi fat diet

Energy expenditure

- Resting metabolism
- Physical exercise
- Dietary thermogenesis (thermic effect of food)
- Adaptive thermogenesis

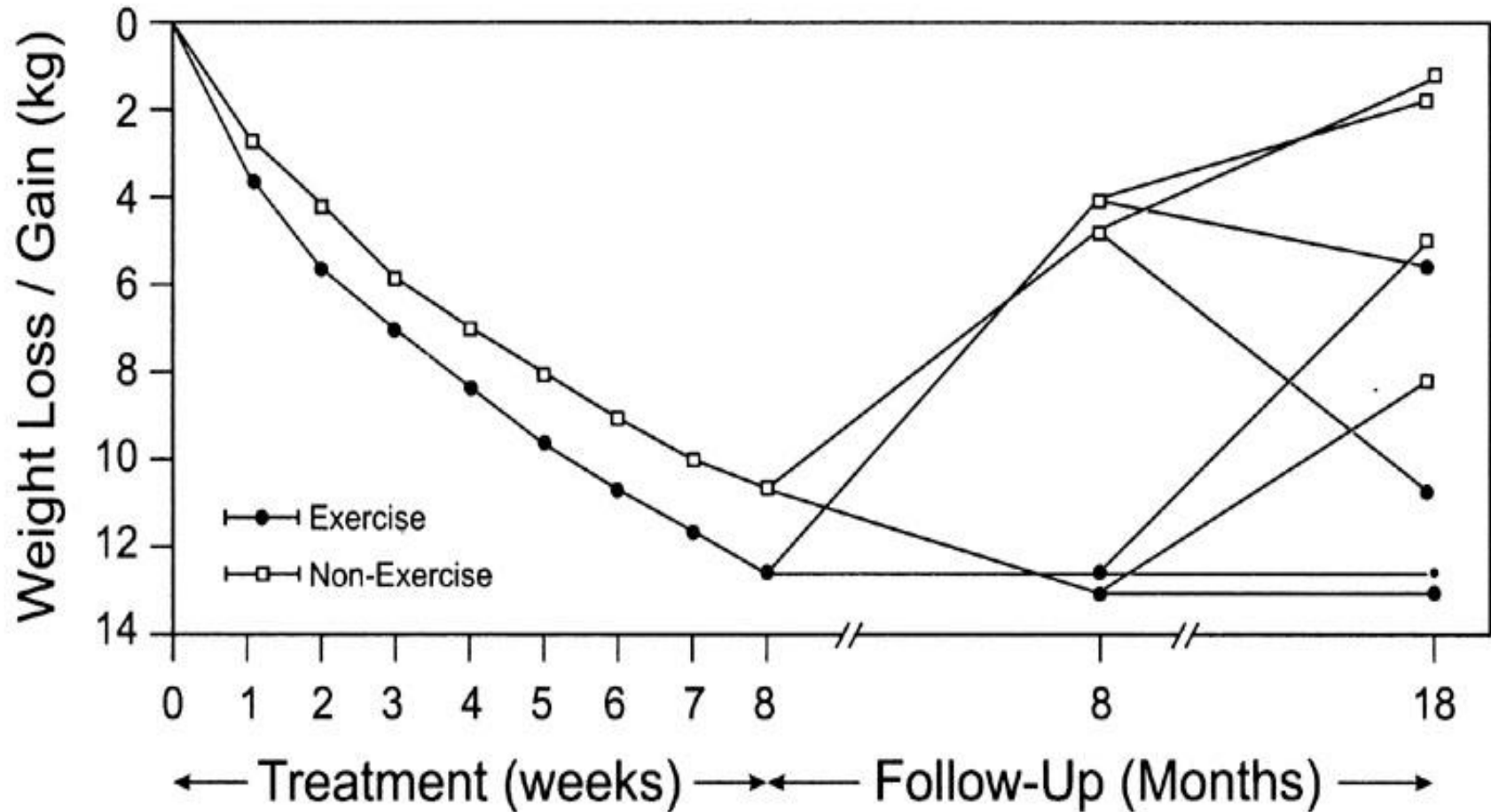
Obesity

Management

Diet

- Careful Training in :
 - Selection of lower fat, lower carb foods
 - Modified food guide pyramid
 - Increase fruits & vegetables
 - Lower fat preparation techniques
 - Estimation of portion size

Exercise for Weight Maintenance

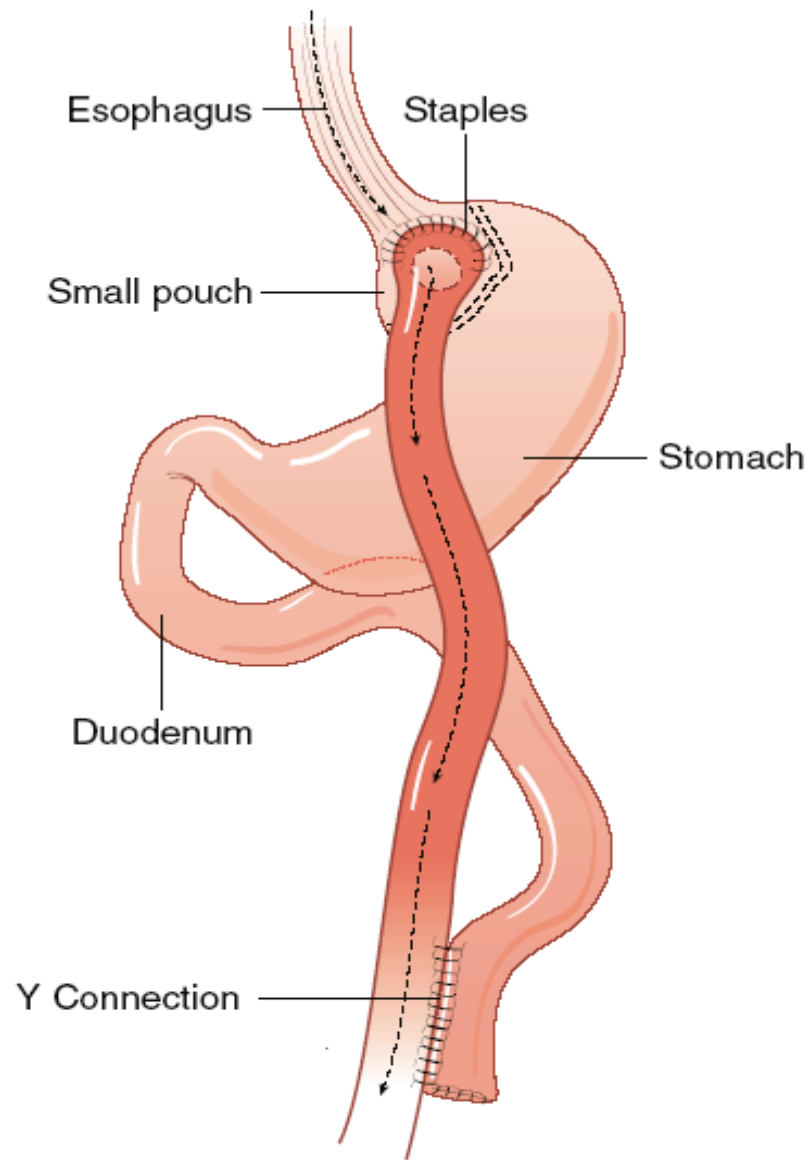


Orlistat

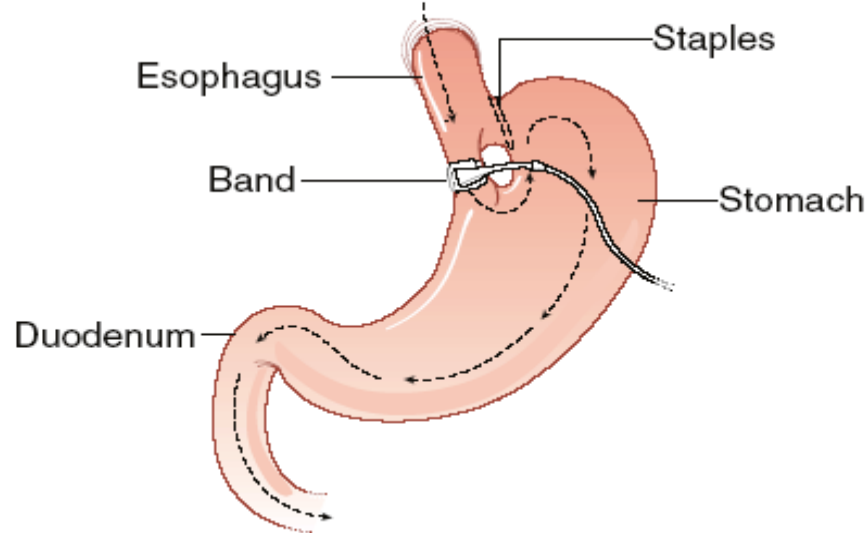
- A lipase inhibitor, reduces the absorption of dietary fat
- Lowers Cholesterol (4-11%) & LDL (5-10%)
- Major C/I:
 - Chronic malabsorption syndrome
 - Cholestasis
 - Pregnancy and breast feeding
- Dose:
 - 120 mg/ immediately before, during, or up to 1 hour after each main meal (up to max. 360mg/day)
 - Max. period of treatment is 2 year

Bariatric surgical techniques for weight loss

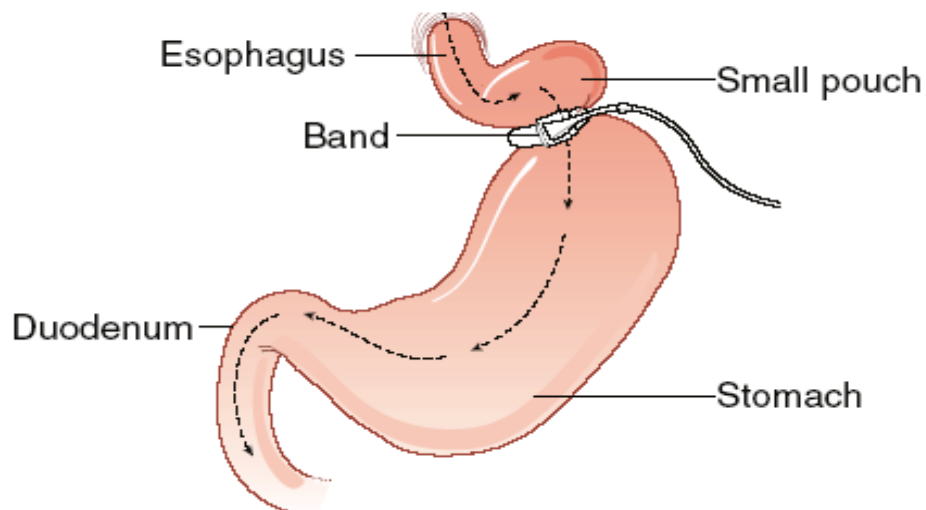
Gastric bypass (Roux en Y)



Gastroplasty (vertical banded)



Gastric banding (horizontal)



Thank You