



Osce 433 on

Prezi

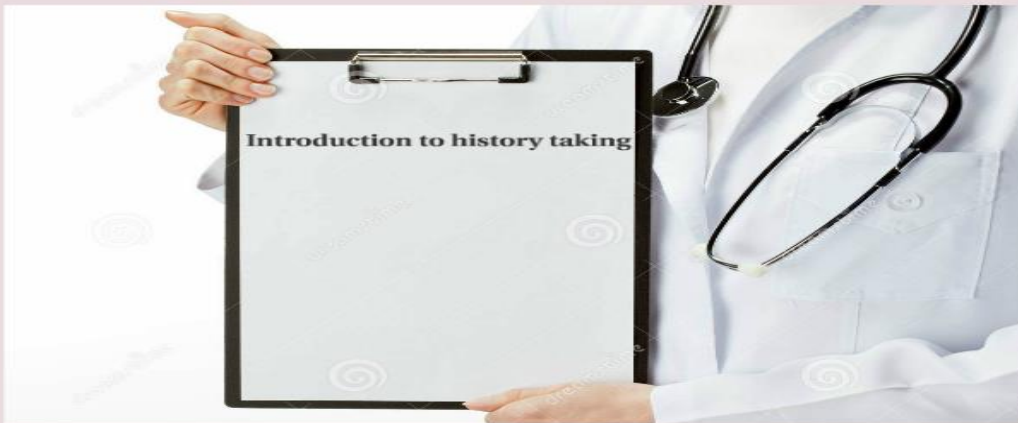
...inquiries as part of a systematic enquiry. They allow you to do so
...answers. Both types of question have their place.

The art of History taking. Approaching the patient. Medicine & Surgery.



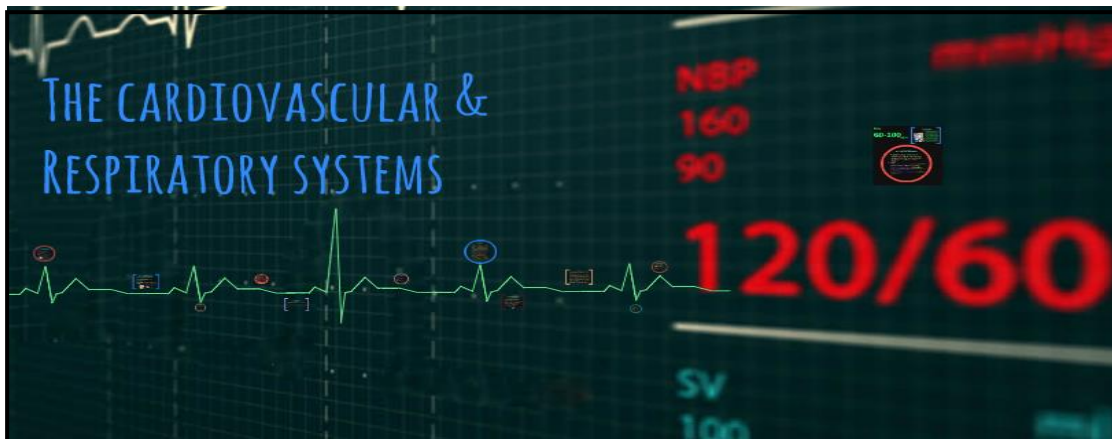
1: The art of history taking.

Press on picture



2: Introduction to history taking

Press on picture



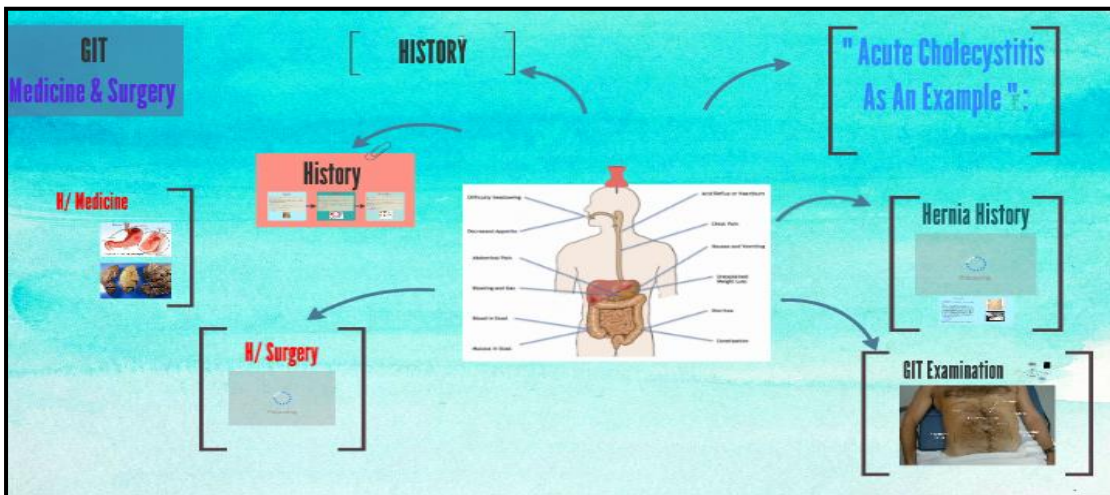
3: History of CVS & Respiratory system

Press on picture



4: H/P of Nephrology (Medicine & Surgery)

Press on picture



5: H/P of GI (Medicine & Surgery)

Press on picture

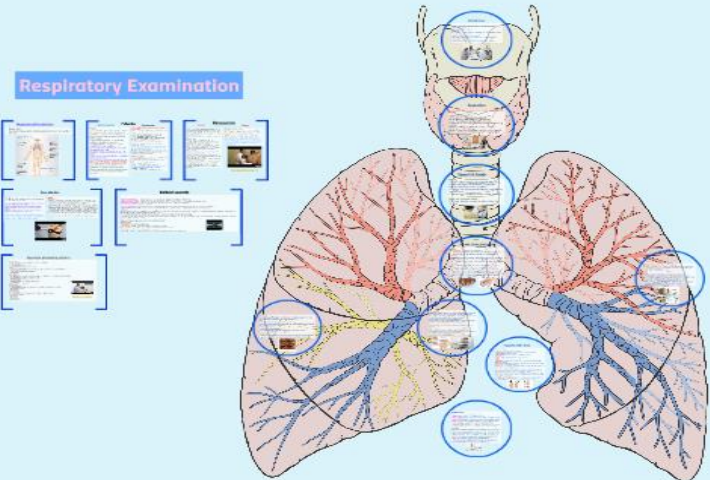


Full physical Examination

- 1: Genral examination.
- 2: CVS examination.

1&2: General & CVS examination.

Press on picture



The diagram, titled "Respiratory Examination", shows a human torso with the respiratory system highlighted. The lungs are shown in pink, with the bronchial tree in red and the pulmonary vasculature in blue. Several circular callouts are placed over the diagram, each containing a small image and text, likely representing different examination techniques. To the left of the main diagram, there is a grid of six smaller thumbnail images, each with a title and a small picture, arranged in two columns of three. The top-left thumbnail is titled "Respiratory Examination".

3: Respiratory examination

Press on picture



The logo features a stethoscope with the text "433 Team" written inside the upper loop and "osce" written in a stylized, lowercase font at the bottom of the stethoscope's handle.

**Feel free to ask us on
Osce433@gmail.com**