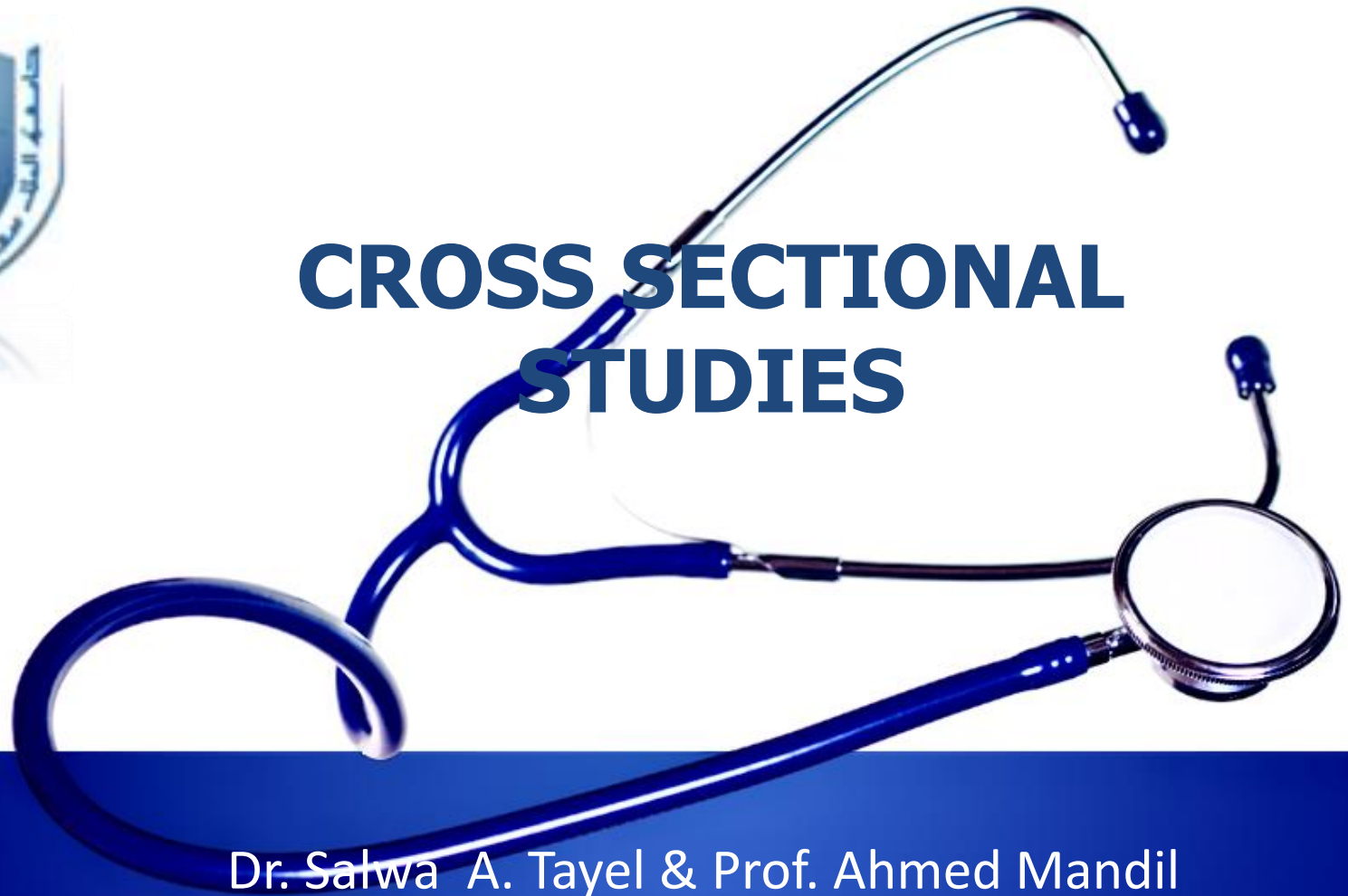




CROSS SECTIONAL STUDIES



Dr. Salwa A. Tayel & Prof. Ahmed Mandil
KSU, Department of Family & Community medicine

OBJECTIVES OF THE LECTURE



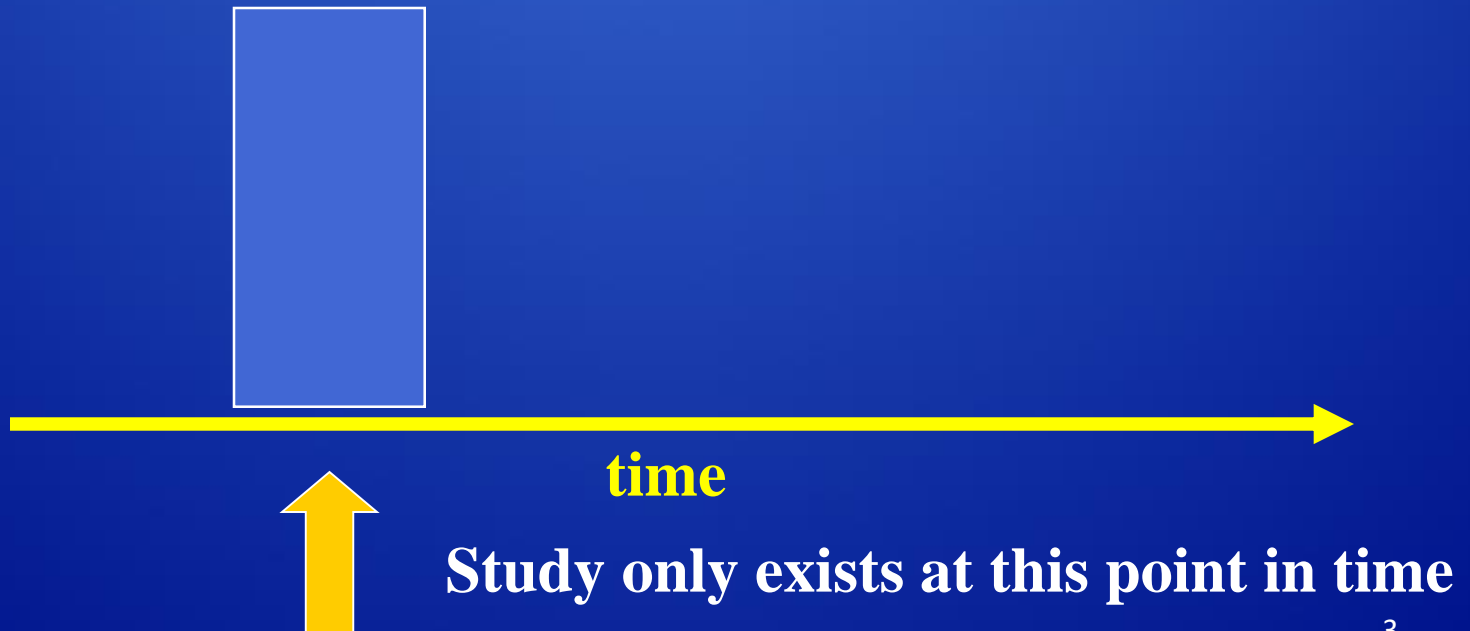
By the end of this lecture students will be able to:

- Recognize the concepts & uses of cross sectional studies.
- Understand the basic features of cross-sectional studies.
- List the advantages and disadvantages of cross-sectional study design.

Cross-Sectional Studies/ surveys



- An “observational” design that measures existing disease (D) and current exposure levels (E) at a single point in time (a cross-section of the population)
- Exposure and disease status are assessed simultaneously among individuals in a well defined population.

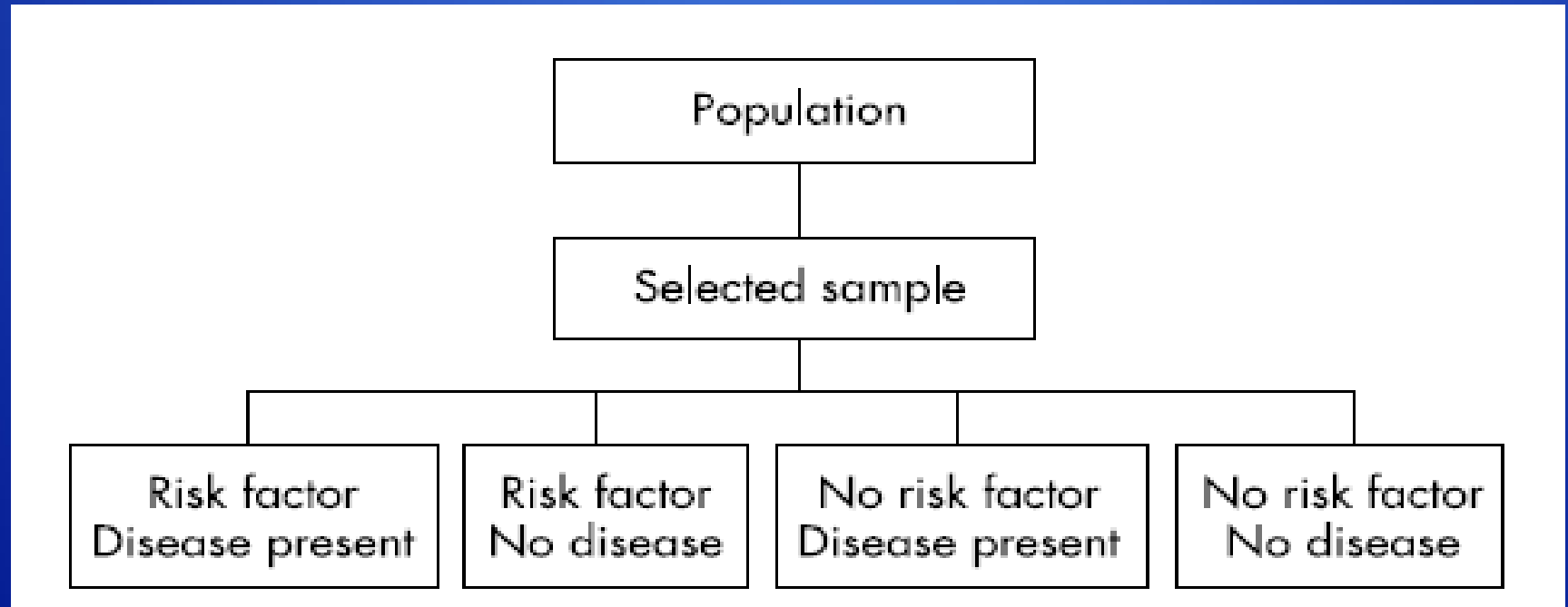


Cross sectional studies



- These are primarily used to determine prevalence, e.g. the number of cases in a population at a given point in time.
- All the measurements on each person are made once at one point in time.
- At one point in time the subjects are assessed to determine whether they were exposed to the relevant agent and whether they have the outcome of interest

Study design for cross sectional studies



Cross-sectional Study



Sample of Population

**Physically active
life style**

Prevalence of IHD

Sedentary life style

Prevalence of IHD

Time Frame: Present

How to run a cross sectional study



- Formulate the research question(s) and choose the sample population.
- Then decide what variables of the study population are relevant to the research question.
- A method for contacting sample subjects must be devised and then implemented.
- Many cross sectional studies are done using self administered questionnaires or alternatively each of the subjects may be interviewed.
- In this way the data are collected, summarized in a 2X2 table and can then be analyzed.
- The principal summary statistic of cross sectional studies is the odds ratio.

How to run a cross sectional study



- The following table lists the advantages and disadvantages of each:

<u>QUESTIONNAIRE</u> (Self-administered)	<u>INTERVIEW</u>
Cheap	Expensive
Low response rate	High response rate
Large sample size	Smaller sample size

Uses of cross sectional studies (Health survey)



1. Describe the state of health

Burden of illness: Prevalence & Disability.

Burden of mortality: Death

2. Describe the distribution of risk factors & other attributes.

Uses of cross sectional studies (Health survey)



3. Factors associated with diseases e.g. smoking, physical activity.
4. Factors **associated** with use of health services e.g. awareness of services, health insurance.
5. Determine the association of various factors and diseases.
6. Make comparisons within and among various communities to determine if services are allocated according to needs.

Examples of Cross-sectional Studies



1. National Surveys; National Health and Nutrition Exam Survey (NHANES) in USA
2. Patient satisfaction in primary care clinics
3. CHD in relation to physical exercises.
4. Obesity in relation to diabetes mellitus.
5. Knowledge, Attitude and Practice (KAP) about mammogram, vaccination programs,....
6. A census is another example of a cross sectional study.

Advantages of Cross-sectional Studies



- Cross sectional studies are the best way to determine prevalence rates;
 - Can estimate overall and specific disease prevalence rates
 - Can estimate exposure proportions/prevalence in the population.
- They are useful at identifying associations and generating hypotheses about the cause of disease
- They are useful to study conditions that are relatively frequent with long duration (chronic conditions)

Advantages of Cross-sectional Studies



- Relatively easy, quick and inexpensive. Because
 - Only one group is used, data are collected only once and multiple outcomes can be studied
 - As there is no follow up, less time and resources are required to run the study.
- Minimal ethical problems because no intervention is applied.
- Can be used to estimate the risk by calculating the odds ratio.

Disadvantages of Cross-sectional Studies



1. The most important problem with cross sectional study is that they do not differentiate between cause and effect or the sequence of events;
 - Thus temporal sequence of exposure and effect may be difficult to determine; Chicken-egg dilemma)
 - For example, a study finding an association between low CD4 counts and HIV infection does not demonstrate whether HIV infection lowers CD4 levels or low CD4 levels predispose to HIV infection.

Disadvantages of Cross-sectional Studies



2. Rare conditions cannot efficiently be studied using cross sectional studies because even in large samples there may be no one with the disease. In this situation it is better to study a cross sectional sample of patients who already have the disease (a case series).
3. It deals with survivors so,
Not appropriate for studying highly fatal diseases
or a disease with short duration of expression
4. Not useful for establishing causal relationships
5. Confounding is difficult to control.

Example Cross-sectional Study



* A cross-sectional study of maternal smoking as a risk factor for infant colic. The results of the study are shown below

	Infant colic	No infant colic	Total
Mother smoking	15	167	182
Mother not smoking	111	2,477	2,588
	126	2,644	2,770

* Reijneveld SA, Brugman E, Hirasing RA. Infantile colic: maternal smoking as potential risk factor. Arch Dis Child 2000;83(4):302-303.

Example Cross-sectional Study-cont.



•Prevalence of colic with smoking mothers = $a/(a + b) = 15/182 = 8.2\%$.

•Prevalence of colic with nonsmoking mothers = $c/(c + d) = 111/2,588 = 4.3\%$.

•Prevalence of colic overall = $(a + c)/(a + b + c + d) = 126/2,770 = 4.5\%$.

References



- C J Mann. Observational research methods. Research design II: cohort, cross sectional, and case-control studies. Emerg Med J 2003;20:54–60
- Hulley SB, Cummings SR, Browner WS, Grady DG, Newman TB. Designing Clinical Research, 3rd Edition 2007 Lippincott Williams & Wilkins



Thank You