

# Cleft Lip & Palate

Dr. Abdullah E. Kattan

---

*Date*



# Outline

---

- ❖ Cleft lip
  - ❖ Unilateral
  - ❖ Bilateral
- ❖ Cleft palate



# Causes

---

- ❖ Unknown
- ❖ Advanced parental age
- ❖ Family history (genetic)
- ❖ Smoking
- ❖ Medications
- ❖ Associated syndromes



# Cleft Lip

---

- ❖ Unilateral / Bilateral
- ❖ Complete / Incomplete





normal lip



normal palate



cleft palate



left unilateral cleft lip



left cleft lip



left unilateral cleft lip and palate



bilateral cleft lip and palate

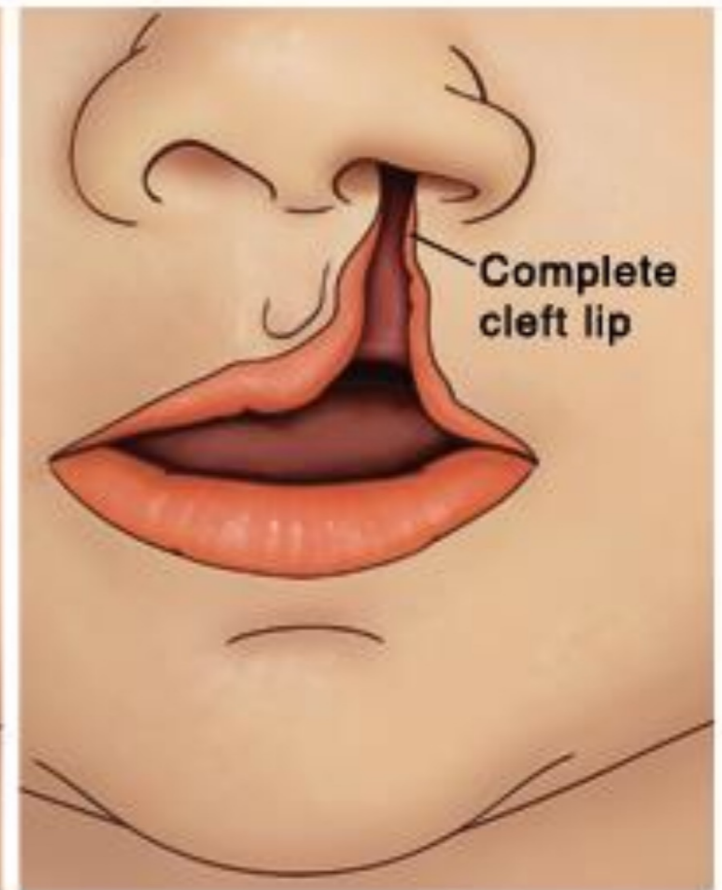
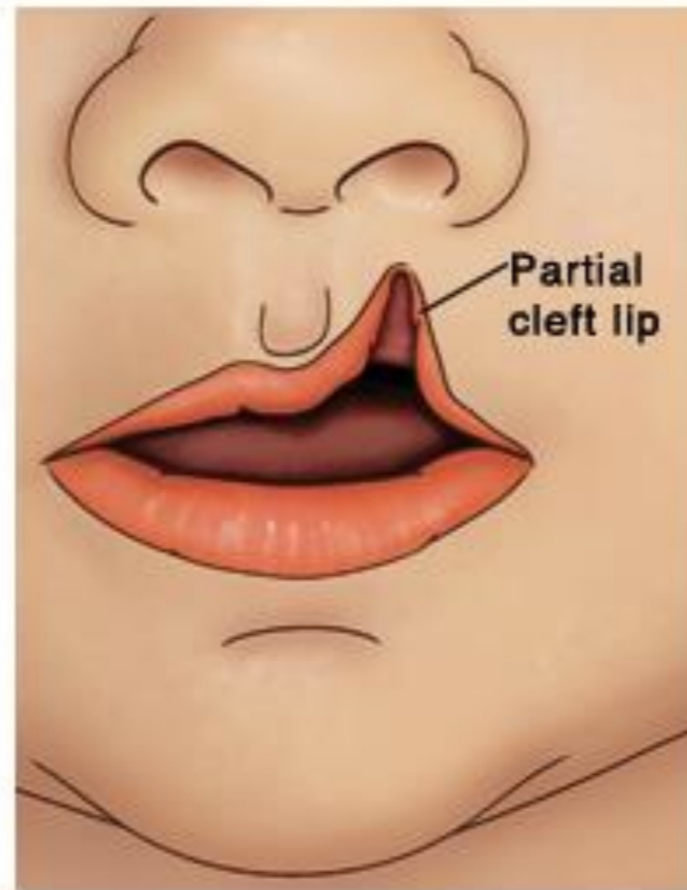


bilateral cleft lip



bilateral cleft lip with full palate









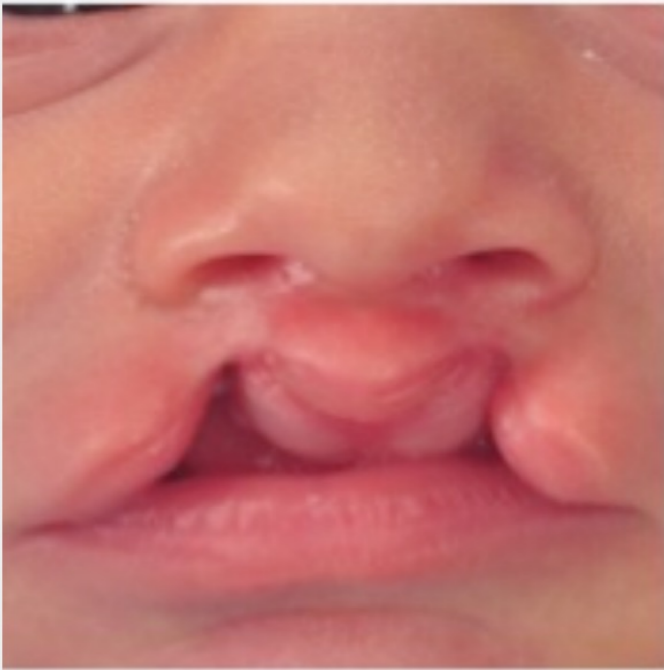
Opening in roof  
of mouth



Opening in both lip and  
in roof of mouth



## BILATERAL CLEFT LIP SPECTRUM



BILATERAL  
INCOMPLETE CLEFT  
LIP



MICROFORM RIGHT &  
COMPLETE LEFT CLEFT  
LIP



INCOMPLETE RIGHT  
& COMPLETE LEFT  
CLEFT LIP &  
ALVEOLUS



BILATERAL COMPLETE  
CLEFT LIP & PALATE



# Defect

---

- ❖ Lip skin
- ❖ Lip Mucosa
- ❖ Orbicularis oris muscle
- ❖ Nasal cartilage



# Impact

---

- ❖ Feeding (unable to get proper seal)
- ❖ Psychosocial



# Management

---

- ❖ Parent education of proper feeding
- ❖ Between the ages of 3-6 months
- ❖ Rule of 10s
  - ❖ Hb of 10
  - ❖ Wt of 10 lbs
  - ❖ Age of 10 wks



# Cleft Palate

---

- ❖ Bifid uvula
- ❖ Soft palate only
- ❖ Soft and hard palate
  
- ❖ Combined cleft lip and palate





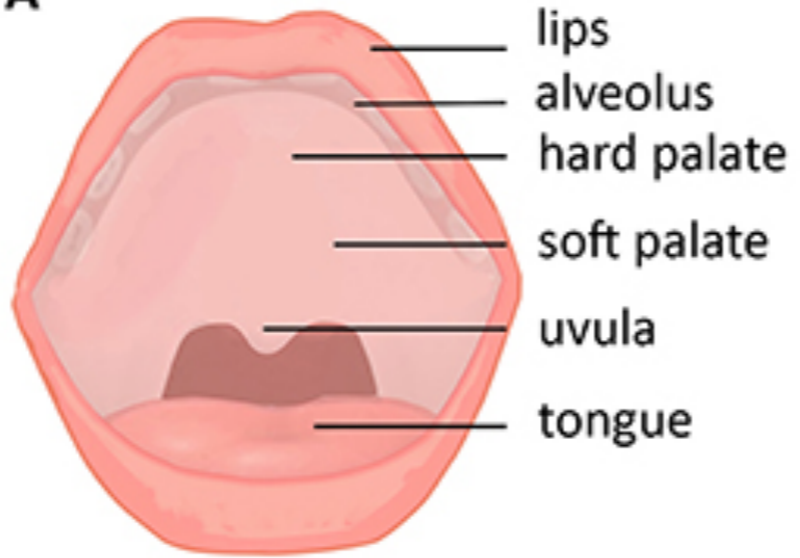
Baby with cleft palate



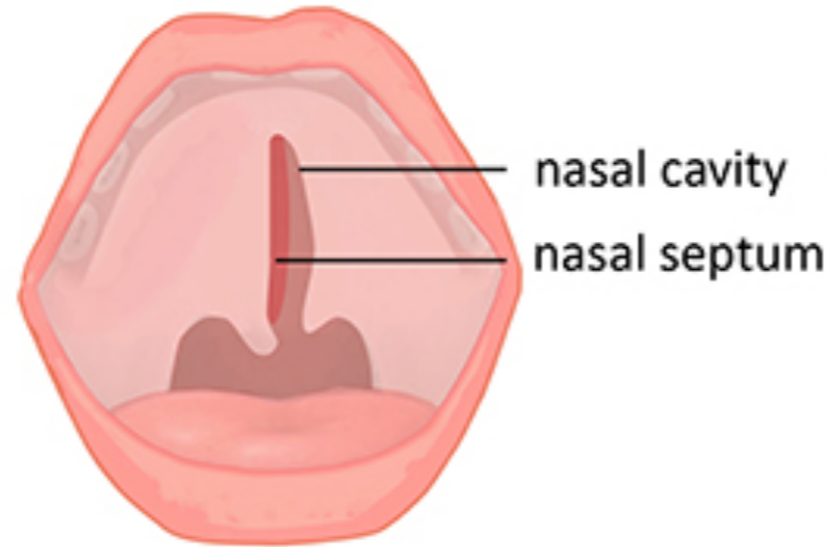
Cleft palate



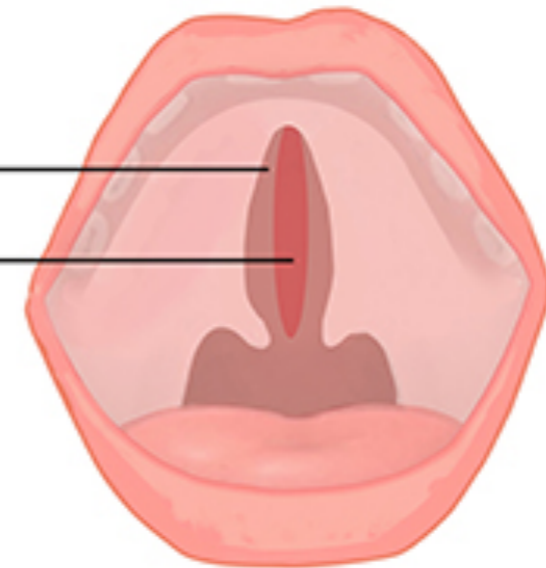
**A**



**B**



**C**



**D**



**E**









# Impact

---

- ❖ Feeding (unable to make proper seal, weak swallowing, nasal regurgitation)
- ❖ Speech abnormalities
- ❖ Repeated ear infection
- ❖ Dental
- ❖ Facial growth



# Repair

---

- ❖ Between the ages of 9-18 months